



**GoJet**<sup>SM</sup>  
A I R L I N E S

**Preparing for your Arrival:**  
**GoJet Airlines Initial**  
**Flight Attendant Training**



Revised 5/16/22

## **Preflight your Packet**

- 3- Welcome and Congratulations!**
  - 4- About Us**
  - 5- Our Fleet**
  - 6- Flight Attendant Q and A**
  - 9- GoJet Airlines Flight Attendant Training Attire**
  - 15- Required Items**
  - 16- Paycor**
  - 17- Training Information**
  - 18- Travel Information**
  - 19- Inflight Institute Pre-Course**
  - 22- What to Study Before Training**
  - 23- Hotel Information & Hotel Expectations**
  - 24- Hotel Security**
  - 25- Preparing for Departure**
- 

Welcome to the GoJet Family,

Congratulations, you have been selected to attend the GoJet Airlines Initial Flight Attendant Training. This training is a six-week intensive program that will prepare you for your new career as a flight attendant.

As a GoJet flight attendant you will be working on our exclusive CRJ-550; 50 passenger aircraft. There is one working flight attendant on this aircraft. As the only FA you will be representing GoJet and United Airlines.

As a GoJet Flight Attendant, you will be joining a spirited, growing, and trustworthy team flying for United Airlines. You will deliver a customer experience unlike any other in the skies aboard our CRJ-550 and be a part of an elite team of aviators.

This pre-arrival training packet will assist you in navigating the training expectations and should prepare you for your new journey.

Please read this entire packet carefully. We strongly encourage you to print this and bring it to training. If you have any questions that are not answered in this packet, feel free to contact the recruiting department.

We look forward to seeing you in training,

**GoJet Airlines**  
**Flight Attendant Recruiting**

[GJTFArecruiter@gojetairlines.com](mailto:GJTFArecruiter@gojetairlines.com)

(314)222-4300 extension 4762

## **About Us**

GoJet Airlines was formed in 2004 and launched commercial service in 2005. GoJet Airlines was selected in 2019 to be the sole operator of the revolutionary Bombardier CRJ-550 aircraft.

### Our Mission:

Safety is the cornerstone of our mission and the foundation of our purpose. We strive to connect our communities and cities with the utmost regard for safety and to deliver a unique customer experience.

Quality in everything we do drives us to be the absolute best we can be. When all our teams work together, extraordinary outcomes are possible.

Diversity is what lends us our strength and what propels us forward. We believe in a diverse and inclusive employee group that emphasizes respect and compassion.

Efficiency to get our customers to where they need to be and to do it with enthusiasm and care is always our goal.

### Our Family:

Our team is our family. We grow, work, and laugh together in our shared purpose of being the safest and best airline in the regional aviation industry. We believe in the power of our community and when one of us succeed, we all succeed. It is our people that are growing GoJet into an innovative and premium airline. We couldn't be prouder of our employee group and our management teams, and we look forward to what the future brings for this family.

## Our Fleet

GoJet Airlines operates on behalf of United Express. Our fleet consists of the Bombardier CRJ-550; a 50 seat passenger aircraft.

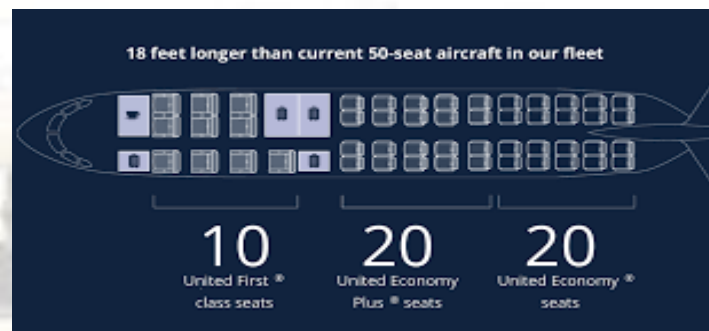


The aircraft has three classes:

-United First

-United Economy Plus

-United Economy



## **Flight Attendant Q and A**

**Q: What is the best part about being a GoJet Airlines/ United Express Flight Attendant?**

**A: As a flight attendant for GoJet Airlines/ United Express you have the honor to represent the company and yourself as spirited representative. You will deliver a customer experience unlike any other in the sky aboard our CRJ-550 and be a part of an elite team of aviators. You will get to explore our multiple destinations on your over-nights and spread your wings even further when you use your flight benefits to see the world. As the face of the airline, you get to leave a lasting impression with your guests.**

**Q: What is the most challenging part of being a flight attendant?**

**A: As a flight attendant you take being flexible to a whole new level. The flight attendant position is more than a job, it is an entire lifestyle. You will be gone on average 100 nights a year and will live out of your suitcase. You will encounter irregular operations, delays, rerouting and multiple schedule changes (especially while on reserve). As an example, you could sit airport reserve for an entire shift without being assigned and with five minutes left you are scheduled a three-day trip. You will also play a pivotal role in the safety of your 50 passengers on every leg, every day all with an amazing and positive attitude.**

**Q: Will I be paid in training?**

**A: Yes. You will receive \$19.29 PER FLIGHT HOUR at the 75-hour monthly guarantee while in training (minus applicable taxes and deductions). This will be prorated depending on your class start date. EWR, RIC and ORD trainees will also receive \$24.00 a day per-diem to offset some of your cost for food and expenses. GoJet Airlines does not provide any meals. GoJet Airlines does not provide STL trainees with a per-diem or housing.**

**Q: Will GoJet Airlines provide travel to training?**

**A: GoJet Airlines will provide air travel for EWR and RIC based flight attendant trainees from EWR and RIC airports only. GoJet Airlines does not provide travel for ORD or STL based trainees.**

**Q: What grade do I need to maintain to pass initial ground school training?**

**A: Flight attendant trainees must get an 80% on each EXAM. You can retake two exams. You are unable to retake the same exam twice. There is no retake on the final exam.**

**Q: What is the length of Initial Flight Attendant Training?**

**A: Initial ground school is six weeks in length and takes place at our training center in STL. There are also 4 Legs of familiarization flights and a minimum of 4 legs/8 hours of Initial Operating Experience that take place after ground school graduation on an actual revenue aircraft.**

**Q: Do I have to go through Initial Ground School Training every year?**

**A: No. Initial Ground School Training only happens once. You will have to complete Recurrent Ground School Training once a year and is typically 2-3 days in length.**

**Q: Will I need to purchase any required items for training?**

**A: Yes. You will need to have a black tote bag for class. To carry your supplies from the hotel to the training center (notebooks, pens, markers, water bottle etc).**

**\*You are required to purchase a roller board, manual bag, small flashlight, shoes, and crew tags during training. This will be discussed in class with your instructor as these items must meet specific requirements. Keep in mind that price varies for all these items.**

**Q: What is the pay for the flight attendant position after training is completed?**

**A: The flight attendant pay starts at \$19.29 per flight hour, 75 flight hours guaranteed plus \$1.90 per-diem. The pay increases to \$21.74 per flight hour after your first year.**

**Q: What are the hotel accommodations while in training?**

**A: GoJet Airlines provides a double occupancy hotel room for flight attendant trainees. You will have a roommate while in training.**

**Q: Am I able to pick or change my roommate?**

**A: No. The hotel assigns the rooms, and you are not allowed to request/change roommates.**

**Q: Am I able to get my own hotel room?**

**A: GoJet Airlines will not provide a single accommodation hotel room. If you wish you pay for your own hotel room it is \$64.00 a night not including taxes and fees. This is a discounted rate offered by the hotel to flight attendant trainees.**

**Q: Am I able to miss any classes while in training?**

**A: No. You must attend class every day that it is scheduled. If you have an issue that arises you must immediately notify your instructor/ inflight through their chosen means of communication.**

**Q: Am I able bring my pet to training?**

**A: No. Pets are not allowed.**

**Q: Am I able to go home/ leave the hotel on non-training days?**

**A: Yes. You are able to do what ever you like on your off days. If you wish to travel in any aspect during training it is your responsibility to get back to training on time.**





## **GoJet Airlines Flight Attendant Training Attire**

While you are in training you are expected to meet all flight attendant uniform and appearance standards listed below. Please read this information thoroughly. You are required to follow the Flight Attendant Training Attire from the first day of training.

Recruiters will meet with you to assure that you are in compliance on the first day of training in a “Grooming Check.” This includes clothing, shoes, hair, nails, and accessories. Abiding by these standards allows you to prepare for your future as a flight attendant wearing the company issued uniform. As a flight attendant, you serve as the face of our brand and becoming the ambassador for our airline. To maintain this reputation, it is important that GoJet employees present a clean, neat, and professional appearance at all times.

### **Female Trainees:**

#### **SHIRTS:**

Shirts must be all white. The approved shirts are a white polo or a white collared button down. \*If you wear a sheer shirt it MUST be accompanied with a layering article underneath in the same color. No athleisure wear shirts.

They can be short sleeves,  $\frac{3}{4}$  length sleeves, long sleeves.

You can wear a black suit jacket or a black cardigan/ pullover. Must be solid black in color. No designs, no wording, no graphics, no colors, no pinstripes. It can be short sleeve,  $\frac{3}{4}$  sleeve or long sleeve.

#### **BOTTOMS:**

All bottoms must be black. No designs, no wording, no graphics, no colors, no pinstripes.

**Skirts:** must be at a professional length. No mini/ short skirts and no long maxi skirts They can be pencil, A-line skirt, high waist, straight, pleated, and wrap. Skirt lengths may not exceed 1” above or 1” inch below the middle of the knee.

**Pants:** they can be traditional trousers, wide leg, cropped or ankle, paper-bag waist, skinny, pleated. No jeans or athleisure wear leggings.

No dresses are allowed.

**SHOES:**

Acceptable styles are ballet flats, loafers, Mary-janes, Chelsea boots (with pants only), oxfords, ankle boots (with pants only). Heels can be pointy toe, square toe, round toe with a heel height no taller than 3 inches and a minimum of 1 inch.

Closed toe shoes only.

**UNDERGARMENTS:**

Hosiery must be worn anytime you wear a skirt.

Hosiery must be seamless without patterns or texture. Colors allowed are solid shade of taupe, off black, flesh tone or black, these are the only allowable colors. No patterns or designs. White, navy, textured, patterns or fishnet are not allowed.

Socks or hosiery must always be worn with pants. No-show socks or short athletic socks are not allowed.

Socks/ trouser socks must be black in color.

**HAIR:**

If your hair extends below the shoulder must be pulled back at all times. Braids, cornrows, and locs are acceptable but must be kept professional.

**Color:** Natural in appearance and must compliment the skin tone. Fashion extremes or intense hair colors are not allowed.

**Accessories:** Simple hair fasteners may be plain black, gold, silver, or tortoise in color. No ornaments of any kind are allowed in the hair. Elastic bands, bobby pins or hairpins must be concealed. No large accessories or athletic headbands are allowed.

A natural looking wig or hairpiece maybe worn if it meets with the standard regulations of length, style, color cut and condition.

**FINGERNAILS:**

Nails must be the same color, length, and shape on every finger. Neon colors are not allowed. Embellishments and designs are allowed but keep them simple and classic. No words or decals. Nail length cannot exceed ¼ inch and be free of chips.

**ACCESSORIES:**

A thin scarf can be worn with the training attire. It can be of any color. Infinity, thick winter, wrap, and blanket scarfs are not allowed.

---

### **Male Trainees:**

#### **SHIRTS:**

Shirts must be all white. The approved shirts are a white polo or a white collared button down. They can be short sleeves, long sleeves. \*If you wear a sheer shirt it MUST be accompanied with a layering article underneath in the same color. No athleisure wear tops.

They can be short sleeves, ¾ length sleeves, long sleeves.

You can wear a black suit jacket or black cardigan over your shirt. Must be solid black in color. No designs, no wording, no graphics, no colors, no pinstripes. Can be short sleeve, ¾ sleeve or long sleeve.

#### **PANTS:**

All pants must be black. No designs, no wording, no graphics, no colors, no pinstripes.

**Pants:** they can be traditional trousers, suit pants or slacks.

#### **SHOES:**

Acceptable style are loafers, Chelsea boots, oxfords, ankle boots and dress shoes.

Socks/ trouser socks must always be worn with pants and must be black in color.

#### **UNDERGARMENTS:**

Socks must be black and compliment your shoes. Socks must be over the calf socks. No-show socks or short athletic socks are not allowed. Undershirts are suggested and should be white in color.

#### **HAIR:**

If your hair extends below the shoulder must be pulled back at all times. Braids, cornrows, and locs are acceptable but must be kept professional.

**Color:** Natural in appearance and must compliment the skin tone. Fashion extremes or intense hair colors are not allowed.

**Accessories:** Simple hair fasteners may be plain black, gold, silver, or tortoise in color. No ornaments of any kind are allowed in the hair. Elastic bands, bobby pins or hairpins must be concealed. No large accessories or athletic headbands are allowed.

A natural looking wig or hairpiece may be worn if it meets with the standard regulations of length, style, color cut and condition.

**Facial Hair:** Mustaches are permitted provided they are kept neat and well-trimmed. A mustache may not extend over the top of the lip. The sides are not to exceed ¼” below the corner of the mouth. Beards and goatees are not permitted. This part of the face is to be clean shaven. Sideburns are permitted provided they are kept neat, short and well-trimmed and must not extend past the bottom of the ear lobe. In all cases, sideburns and mustaches must be neatly groomed and must not appear bushy and may not be shaped into unusual or elaborate styles.

#### **ACCESSORIES:**

A tie can be worn of any color with the white button-down shirt but is not mandatory during training.

---

#### **ALL TRAINEES:**

##### **BELTS:**

Belts must be black with gold, silver or pewter, gunmetal hardware.

##### **BAG:**

A tote bag for training must be all black with no designs, colors, adornments, logos. Must be large enough for notebooks and study materials.

##### **JEWELRY:**

**Watches:** A simple working wristwatch must be worn at all times. Harsh vibrant colors like yellow, orange, or neon shades are not allowed. A smart watch is allowed as long as it meets the same regulations listed.

**Bracelets:** Up to two simple, classic gold or silver bracelets including pearl/precious or semi-precious stones, medic alert bracelets are allowed. Ankle bracelets are not permitted.

**Rings:** Two rings are permitted on each hand. Engagement/ wedding ring sets are counted as one ring. Rings cannot extend past your knuckle onto your other

fingers. Knuckle and thumb rings are not permitted. Rings cannot catch or snag on anything.

**Necklaces:** You can wear one single strand necklace up to 20 inches long and ¼” wide. Your necklace can have a pendant but should not be larger than 1 square inch. Choker style necklaces are not allowed. Leather and fabric bracelets are not allowed.

**Earrings:** You can wear up to two earrings per ear. Stud earrings need to be smaller than a quarter, hoops should be no larger than a dime and drop earrings should be no longer than one inch. Your earrings should not be connected and if you have holes from gauges, they must be plugged.

**Facial Piercings:** Nose piercings are allowed. You can have a single stud piercing in your nostril that is 2mm or smaller. Septum piercings are not allowed.

Nose rings are not allowed. Facial piercings are not allowed. Tongue rings are not allowed.

**Make up:** If you wear makeup, it should be applied conservatively so that it looks natural. Harsh colors or unnatural looking is not allowed.

**Tattoos:** You are allowed to have visible tattoos on your arms, wrists, legs, and feet. Visible tattoos are not allowed on your face, neck, behind the ears, hands, or chest. You can have one adjacent area of tattoos, no larger than your ID badge, visible on each arm/ wrist and leg/foot. If visible portions of your tattoos are part of a larger piece like a sleeve, please make sure the rest of the tattoos are covered by your uniform garment.

**Eyeglasses:** The style of your eyeglasses and the color of your frames must be understated and compliment your uniform. Eyeglasses with colorful lenses are not allowed. Frames with extreme designs or embellishments are not allowed. Frame colors in harsh shades including orange, yellow and neon colors are not allowed.

### **PERSONAL HYGIENE:**

Personal hygiene is important for your wellbeing. Good personal hygiene is also required as a flight attendant. Please make sure to bathe daily, have clean hair, use deodorant, practice good dental care, and have fresh breath.

**THINGS TO CONSIDER:**

Please remember that training is 6 weeks in length. Transportation will be provided to a local discount retailer on a weekly basis; however, we do suggest that you come to training with your core attire. We suggest that you pack at least five (5) shirts and five (5) bottoms that meet the listed requirements, as laundry transportation is only offered through the hotel once a week.

We also suggest including casual attire, i.e.: jeans and tennis/gym shoes for days when you go to the hangar/ cabin trainer. Jeans must not have holes, rips, frays etc. Your instructor will let you know when you are able to wear jeans.

The attire you pack for your personal time (after class and weekends) is purely your discretion.

If you have any questions regarding the training attire, please contact Inflight Recruiting at [gjtfarecruiter@gojetairlines.com](mailto:gjtfarecruiter@gojetairlines.com)



## **Required Items**

Below is a list of required items that will need to be purchased by the third week of training. These items will be discussed in detail by your instructor.

\*Prices for these items may vary\*

-Tote bag:

-Black in color

-Roller board suitcase:

-Black and up to 22"

-No larger than 45 linear inches (14" wide + 9" deep + 22" tall).

-Two flashlights:

-The flashlight must be able to be illuminated without constantly holding down on the switch.

-Flashlight will need to compliment your uniform. Harsh, vibrant colors, like yellow, orange or neon shades are not allowed. The flashlight power button must be a single click.

-Extra batteries for each flashlight or 2 spare working flashlights

-Work shoes/ inflight shoes

-Two crew tags: (no novelty crew tags)

-Watch:

-The watch needs to compliment your uniform. Bands can be black, brown, gold, rose gold, silver and white.

-Harsh vibrant colors like yellow, orange or neon shades are not allowed.

## **Paycor**

You will receive an email invitation from **Paycor** to complete your onboarding documents that are necessary to be hired by GoJet Airlines. Please take ample time to review each document and then electronically sign. Submit the required information no later than **Tuesday, August 2nd.**

Follow the instructions below when completing your online onboarding documents:

- Google Chrome is the preferred browser. If using any other browser, you may find it difficult to view and complete. Do **not** use your cellphone.
- You will receive your Employee/Payroll number on your first day of training. Leave the field blank on any forms requesting your Employee/Payroll number.
- If the document is requesting you to **Agree and Acknowledge or Disagree**, place an 'X' on the appropriate line to agree and acknowledge or to disagree. **Only type "X" on this line.**
- "Canadian Rehabilitation Form" choose "Will Be" or "Will Not Be" in the appropriate blank.
- "Crew Flight Time and Emergency Notification Worksheet", several fields are for Pilots only. Please enter "N/A" in those fields.
- If you are unable to upload a voided check or bank document online, you must bring a printed document to training on your first day. This must include your account and routing/transit numbers.
- Once you have completed all required documents, you must submit the onboarding documents for the process to continue.



## **Training Information**

You are enrolled in the Flight Attendant Training class at GoJet Airlines. Your class will begin on **Wednesday, August 10th** at our headquarters in St. Louis, MO.

**Class will begin at 7:30am.**

Training is held Monday through Friday, unless changed by your instructor, and is approximately six (6) weeks in length.

Training Location:

**GoJet Airlines**

**11495 Navaid Road**

**Bridgeton, MO 63044**

First day of training: please expect to be fingerprinted (background check) and drug tested. You must bring your identification cards with you. It is important that all names match on the following:

- Driver's License or State ID
- Social Security Card
- Passport (or receipt showing that you have applied for your Passport)
- Permanent Resident or Employment Authorization Card (if applicable)
- Vaccination Card

**You will also have your photo taken for your company ID on the first day of training. Please refer to the "GoJet Airlines Flight Attendant Training Attire" attachment for guidelines regarding expectations.**

Lunch is not provided during training. There are vending machines on premise for snacks. You are welcome to bring your lunch, order food for delivery, or go out to lunch if you have a vehicle. Lunch is generally one hour. There are refrigerators and microwaves available for use at the Training Center break room.

We encourage you to bring water bottles, travel coffee cups with a lid, and coffee k-cups.

## **Travel Information**

You can check into your hotel on **Tuesday, August 9th.**

### Chicago Candidates:

Chicago candidates are responsible for your transportation to St. Louis. Shuttle service is available between the hotel and the training center if you would prefer not to drive. Hotel staff will communicate the shuttle time for transportation to the Training Center.

### Newark and Richmond Candidates:

EWR and RIC candidates are provided air transportation from your chosen **domicile only**. If you have confirmed that you will need travel from EWR or RIC on your *Credential Verification Form*, we will book your flight with our Employee Travel Department. Your travel itinerary will be emailed to you **five (5) days** prior to your flight. Your air travel will depart the day before your Training Class start date. While we take care of your flight, **you will be responsible for any checked bag charges/fees and parking fees**. You may check your baggage allotment once you receive your travel itinerary. Please dress in business casual attire for the flight. Once you arrive at the airport in St. Louis, contact the hotel to arrange for shuttle transportation.

‘Hotel Pick-Up Area’ is near the baggage claim on the Lower Level. **We cannot change the travel reservation once arrangements have been made**. Please do not contact the air carrier to change your reservation. You are required to check-in for your flight 24 hours prior to departure. If you miss your flight, we are unable to make other travel arrangements and thus forfeiting your spot in training.

## **Inflight Institute Pre-Course**

All Flight Attendant Trainees are required to take a free online course through the *Inflight Institute* prior to attending in-person training. This is the same company that you completed the “Prepare to Fly” course prior to your interview. **You must complete “The GoJet Entrance Program” by Tuesday, August 2<sup>nd</sup>, 2022. Flight Attendant Trainees must score an 80% or higher on this exam, and it may only be taken once. Scoring less than 80% will result in your offer being rescinded.** Once you have completed the online program, you will not have access to it, so we suggest printing airport codes and terminology. This information will be needed for your first few exams in class.



**We are excited for you and want to provide every opportunity for you to succeed!**

GoJet Airlines has partnered with the **Inflight Institute** to provide you with the entrance program. We believe students who are dedicated, motivated, and pre-educated for the demanding requirements of flight attendant training will be more successful. This translates into producing the best and safest flight attendants in the industry and ultimately provides an award-winning guest experience to our passengers.

### **Journey to Initial Training:**



To that end, you and other members of your initial training class will be participating in pre-qualification online training through the Inflight Institute. This exciting program provides specific information about GoJet Airlines and designed to provide you with a self-paced learning environment.


To attend your upcoming GoJet Initial Flight Attendant training class, you must complete the GoJet Entrance Program online by **August 2<sup>nd</sup>, 2022**. We will receive course completion records. **Only trainee applicants who have successfully completed the GoJet Entrance Program, via the Inflight Institute.com will be allowed to attend the upcoming Flight Attendant training class.** Once you have completed the program, you will not have access to it, so we suggest printing airport codes, terminology, etc. This information will be needed for your first few exams in class.

Within the next two-three business days, your Inflight Institute.com account will be granted access to the required program. Be sure to read the complete instructions carefully. If you have any questions regarding this program, you may email the Inflight Institute.com at [customercare@inflightinstitute.com](mailto:customercare@inflightinstitute.com).

We encourage you to get all that you can from this very informative program. Remember, it must be completed successfully prior to arriving to training.

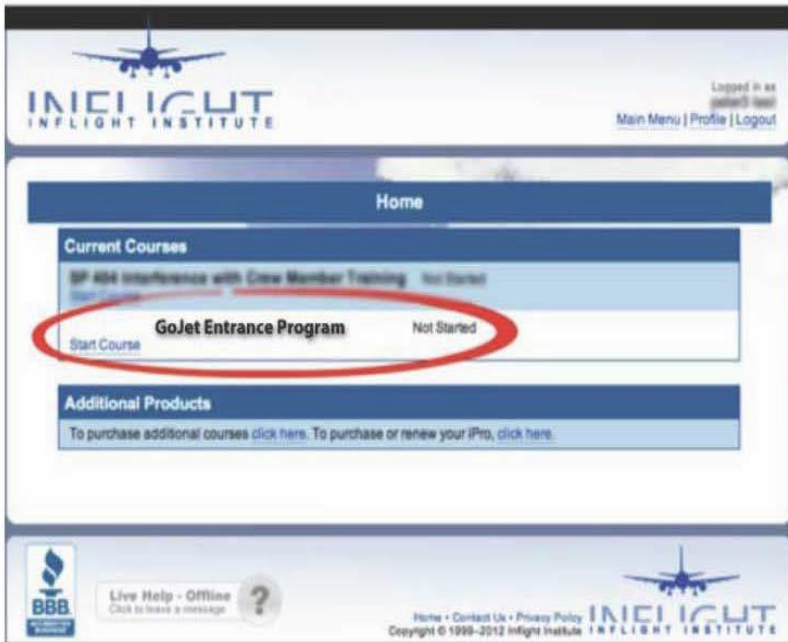
**Step One:**

Go to <http://www.inflightinstitute.com> and fill in your STUDENT LOGIN information, which you created when you registered for the **Prepare to Fly** program.



**Step Two:**

Click **Start Course**



Do all that you can to prepare yourself! The Inflight Institute is proud to provide programs that help the world to Prepare to Fly!

Welcome Aboard!

**The deadline for: Paycor, completion of the Inflight Institute online pre-course, submission of IDs, and any class changes is Tuesday, August 2<sup>nd</sup>.**



## **What to Study Before Training**

You have been provided with a study guide for Airport Codes and Airline Terminology. **This is in the Inflight Institute: GoJet Entrance Program.** We strongly encourage that you print out both the Airport Codes and Airline Terminology before you take the exam as once the exam is started you are unable to go back into the Entrance Program.

You will be tested Airport Codes and Airline Terminology. Take the weeks before arriving for training to study this material. Students are expected to be prepared for these two exams.

The first test is Airport Codes.

Use study tactics that work best for you as everyone learns and studies differently. Many find that making flash cards is extremely helpful when learning Airport Codes and Airline Terminology.

We also recommend viewing videos on your new office, the CRJ-550. This will give you a glimpse of what to look forward to once training is over!

YouTube:

- United-Meet the newest member of the fleet: the CRJ-550
- MT Aviation Photo and Film- United CRJ550 cabin tour 4k
- United- A day in the life of a United flight attendant

## **Hotel Information and Hotel Expectations**

Hotel accommodations are based on double occupancy. Rooms will be equipped with refrigerators and microwaves. Hotel shuttles provide transportation to the training center and to the local store for essentials.

You will receive location information by: **Thursday, August 4<sup>th</sup>**.

The hotel will be your new home for six weeks. While you are in your new home, we ask that you follow general guidelines and expectations. As a flight attendant you are representing yourself and the airline. You are expected to conduct yourself in a respectful and pleasant manner.

1. Respect your roommates as well as the hotels property.
2. Be respectful to your roommate/ classmates/ hotel staff during your stay.
3. Be aware of the noise level while in/ on hotel property.
4. Always avoid fights and lewd behavior.
5. Any illegal activity is prohibited.
6. Report any hotel issues to hotel management and your instructor.
7. Avoid any activities that are a fire hazard.
8. Avoid any activities that are unsafe.

This is not an all-inclusive list. Use good judgement, any negative behavior can result in the expulsion from the flight attendant training program.

## **Hotel Security**

While we want you to enjoy your stay at the hotel, we also want you to be safe. Personal safety is of the utmost importance while in training and once out on the line as a flight attendant. Here are a few things you can do to keep your safety at the forefront.

1. Always use the deadbolt / additional latch to lock your hotel room door.
2. Check for unwanted guests immediately upon entering your room and before settling in.
3. Never announce your room number or personal information out loud/ in public areas.
4. If you leave the hotel let someone know where you are going and when you should return.
5. Always be situationally aware whether you are on hotel grounds or out exploring. Trust your instincts.
6. Always verify a person's identity before opening your hotel room door.
7. Always close your door securely when leaving your hotel room.
8. Become familiar with your hotel's emergency exits and have a plan.
9. Explore the hotel property and get to know your surroundings.
10. Use the "Do Not Disturb" sign.
11. Do not use the hotel safe for belongings. Use a secure device of your own and leave extreme valuables at home for safe keeping.





## **Preparing for Departure**

You now have the tools to prepare you for GoJet Airlines Flight Attendant Initial Training. Training could get bumpy and there might even be some turbulence but with patience and perseverance you will have smooth skies ahead of you. This is an intense program but remember this what you make of it. Keep a positive mindset, study and success is within your grasp.

Take each day as it comes and don't get overwhelmed. Everything that you learn and encounter during training will prepare you for your flight attendant career.

Thank you for letting us be part of your flight attendant journey.

“At this time, please prepare for departure.”

Your flight attendant recruiters,

*Kris, Brent, Rebecca, and Marquis*



## **Preparing for your Arrival: GoJet Airlines Initial Flight Attendant Training**

**I \_\_\_\_\_ have read and understand the entire contents of Preparing for your Arrival: GoJet Airlines Initial Flight Attendant Training packet. I also understand that I am expected to follow the Training Attire guidelines from the first day of training.**

---

**Signature**

---

**Date**

**Please email to [gjtfarecruiter@gojetairlines.com](mailto:gjtfarecruiter@gojetairlines.com) by Thursday, June 28<sup>th</sup>.**